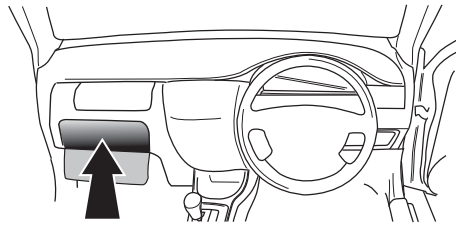
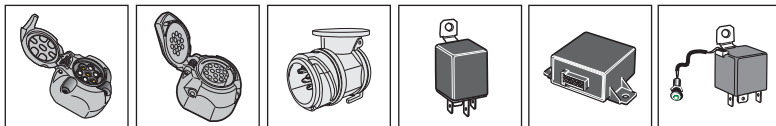


**! INFO !**

Do not charge the battery of the towing vehicle and/or towed vehicle directly via the socket.



**User guide**



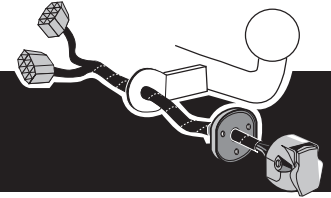
**SPARE PARTS**

**[www.ecs-electronicsuk.co.uk](http://www.ecs-electronicsuk.co.uk)**




Partnr.: OP-054-DLU


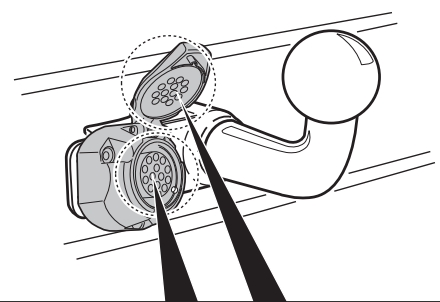

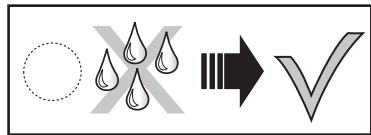
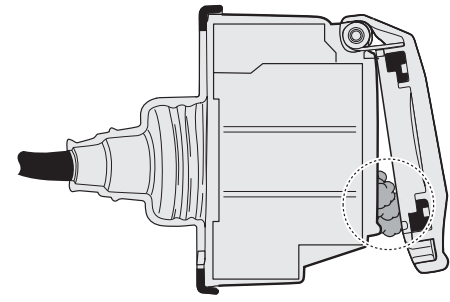
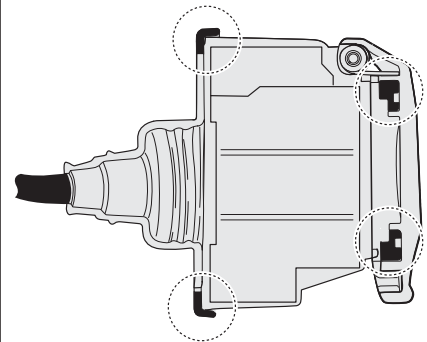
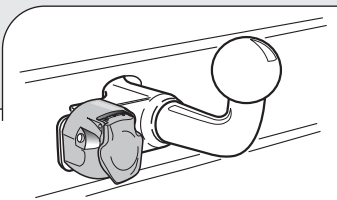

**User Guide**



Opel Movano Van	03/2010 >> 12/2021
Renault Master Van	03/2010 >> 05/2024
Nissan NV400 Van	03/2010 >> 12/2021
Nissan Interstar Van	01/2022 >> 05/2024

**Vehicles with & without trailer-preparation!**



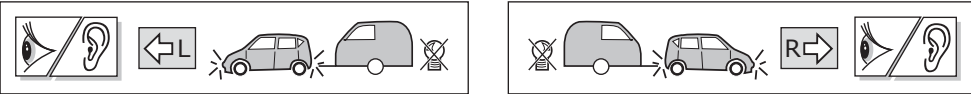


## SOCKET CONNECTION

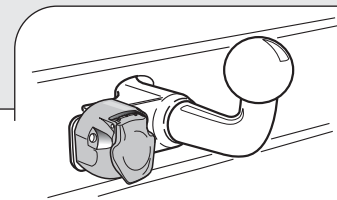
DIN/ISO 11446														
	1/L	2	2a	3/31	4/R	5/58-R	6/54	7/58-L	8	9	10	11	12	13
Pmax	21W	21W			21W	42W	3x21W	42W	21W	180W/15Amp	180W/15Amp			
Colour	Yellow	Blue	Grey	White	Green	Brown	Red 1,00 mm <sup>2</sup>	Black	Black/ Red	Brown/ White	Red 2,50 mm <sup>2</sup>	White	-	White



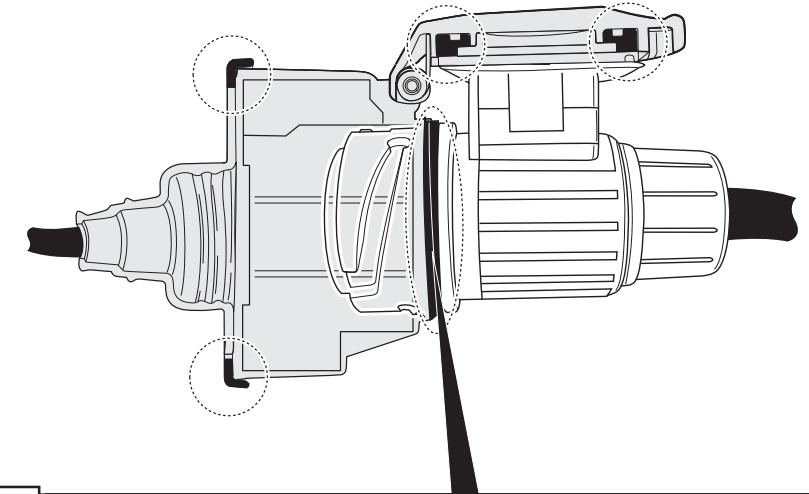
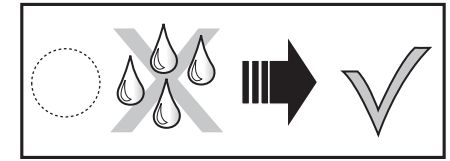

In a coupled trailer with working fog lamp, the fog lamp of the vehicle will be switched off, if applicable.



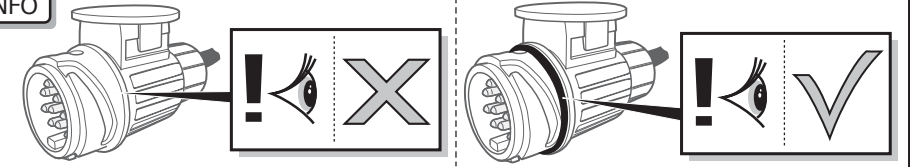
The flashing lights on the trailer are monitored. If one of the indicators of the trailer breaks down, a buzzer will be audible and/or a visual signal will be visible on the dashboard. Check the flashing lights on the trailer.



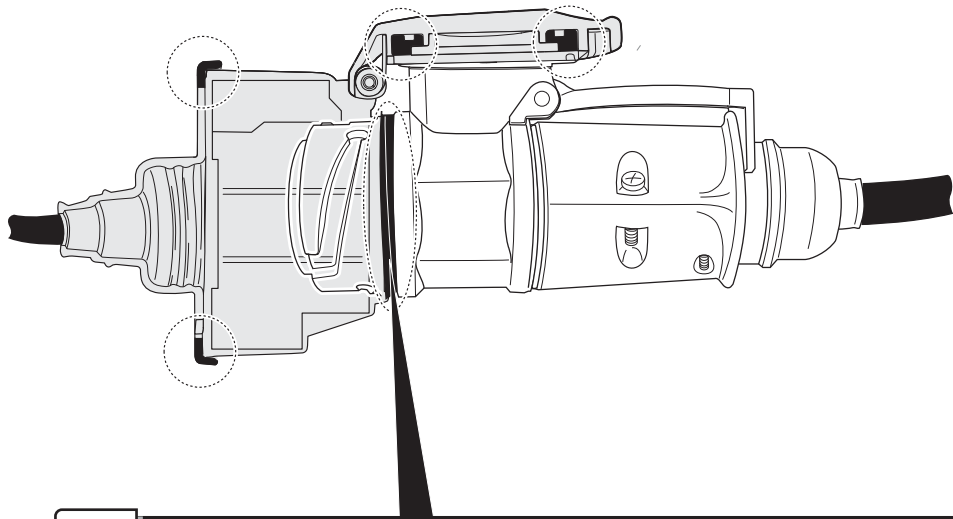
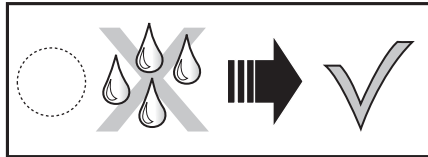
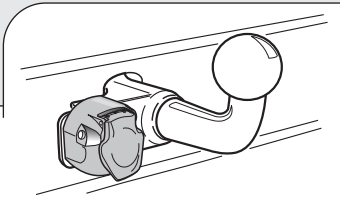
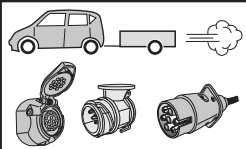
INFO : Ring.



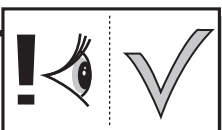
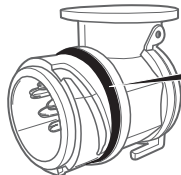
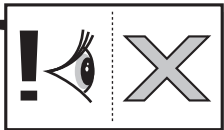
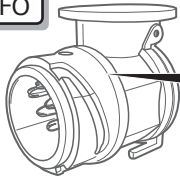
INFO



INFO : Adapt.



INFO



INFO : Storage

